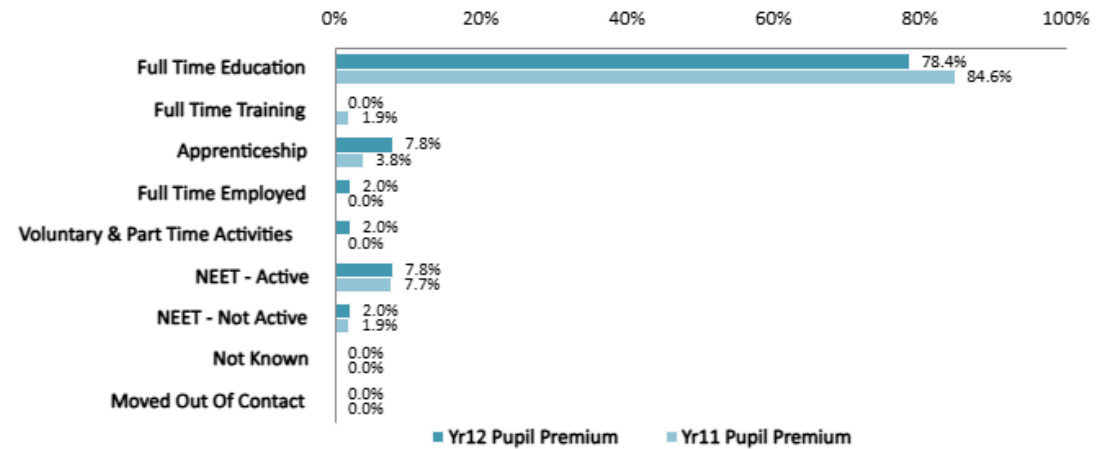
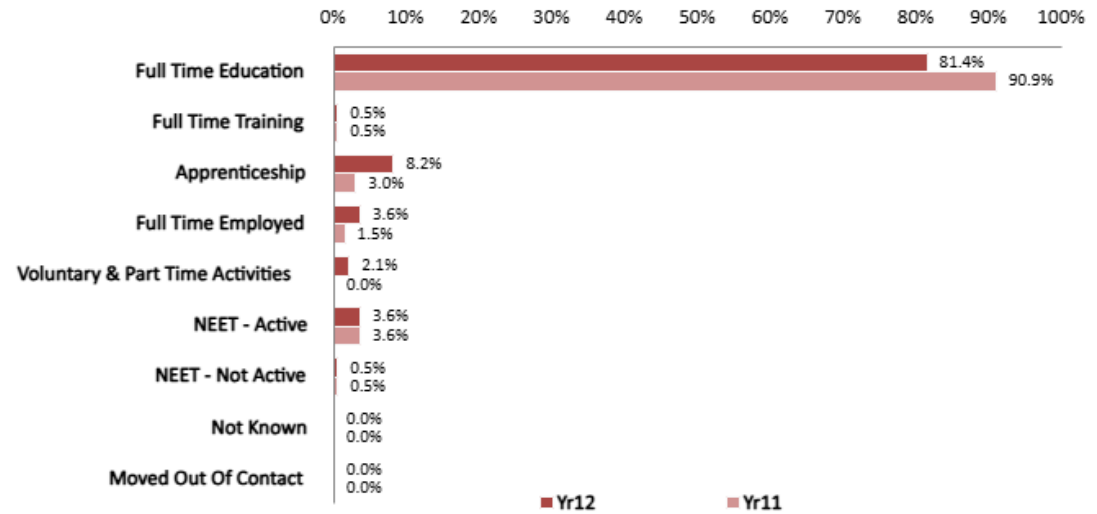


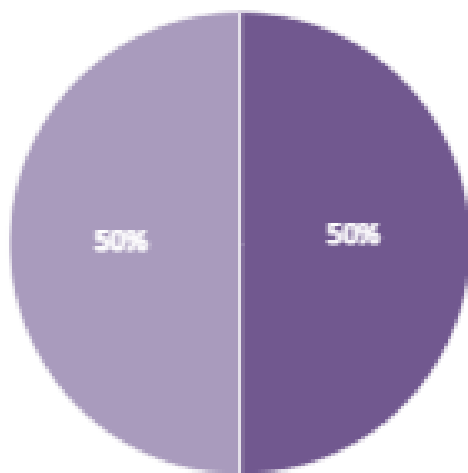
The Elton High School Yr 12 Activity Survey Report 2024

Destinations	Yr12		Yr12%	Yr11	Yr11%
Full Time Education	158	↓	81.4%	179	90.9%
Full Time Training	1	→	0.5%	1	0.5%
Apprenticeship	16	↑	8.2%	6	3.0%
Full Time Employed	7	↑	3.6%	3	1.5%
Voluntary & Part Time Activi	4	↑	2.1%	0	0.0%
NEET - Active	7	→	3.6%	7	3.6%
NEET - Not Active	1	→	0.5%	1	0.5%
Not Known	0	→	0.0%	0	0.0%
Moved Out Of Contact	0	→	0.0%	0	0.0%
EET	186	→	95.9%	189	95.9%
NEET	8	→	4.1%	8	4.1%
Total	194			197	

Pupil Premium Destinations	Yr12 Pupil Premium		Yr12%	Yr11 Pupil Premium	Yr11%
Full Time Education	40	↓	78.4%	44	84.6%
Full Time Training	0	↓	0.0%	1	1.9%
Apprenticeship	4	↑	7.8%	2	3.8%
Full Time Employed	1	↑	2.0%	0	0.0%
Voluntary & Part Time Activi	1	↑	2.0%	0	0.0%
NEET - Active	4	↑	7.8%	4	7.7%
NEET - Not Active	1	↑	2.0%	1	1.9%
Not Known	0	→	0.0%	0	0.0%
Moved Out Of Contact	0	→	0.0%	0	0.0%
EET	46	↓	90.2%	47	90.4%
NEET	5	↑	9.8%	5	9.6%
Total	51			52	

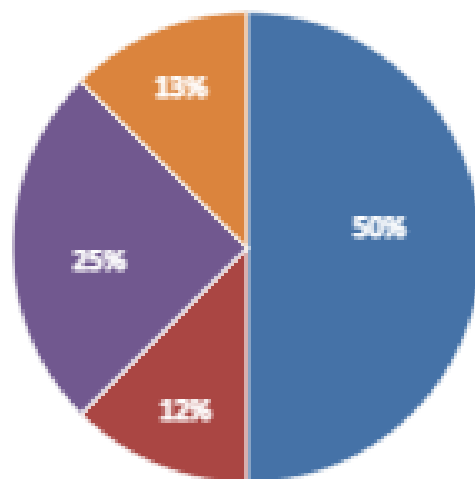


NEET by Gender



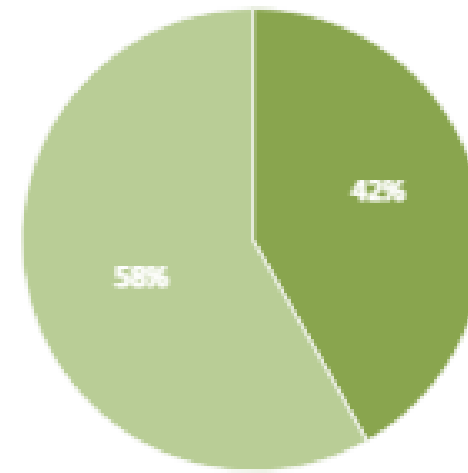
■ Male ■ Female

NEET by Ethnicity



■ White ■ Asian ■ Black ■ Mixed ■ No Information ■ Other

Qualification Split



■ A Level ■ Vocational