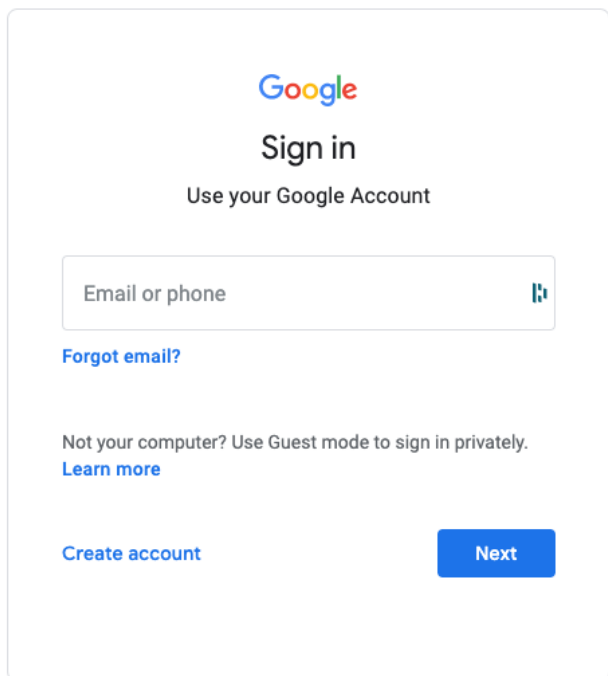


Google Classroom for Pupils

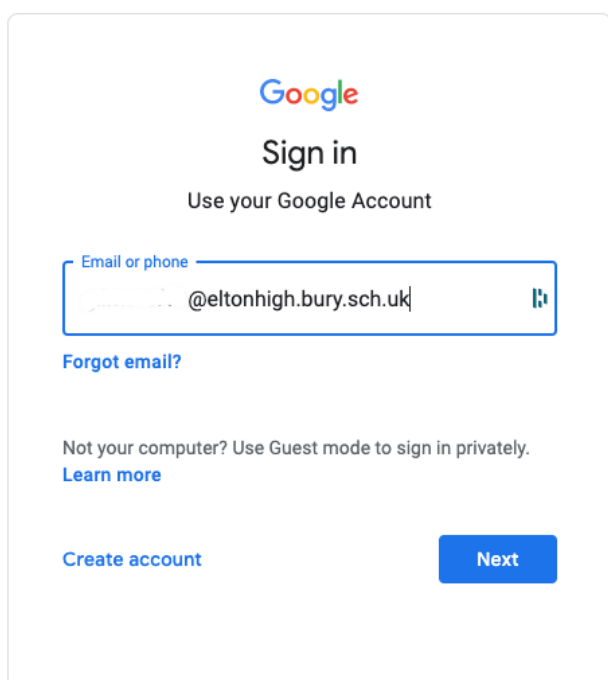
Your teachers will be setting work for pupils so they can continue working from home.

To access Google Classroom, open a web browser and follow this [link \(https://accounts.google.com/\)](https://accounts.google.com/)



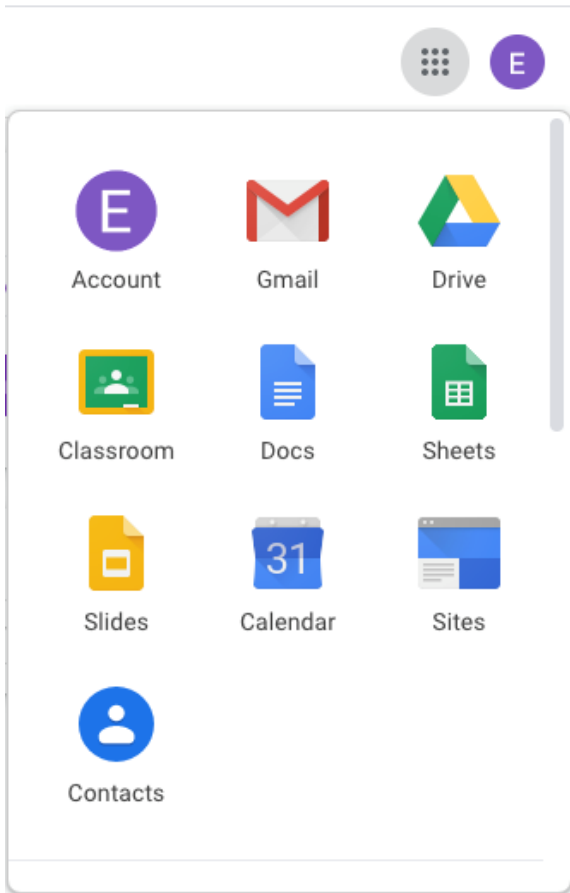
English (United Kingdom) ▾ Help Privacy Terms

You will need to login to Google to open Classroom.



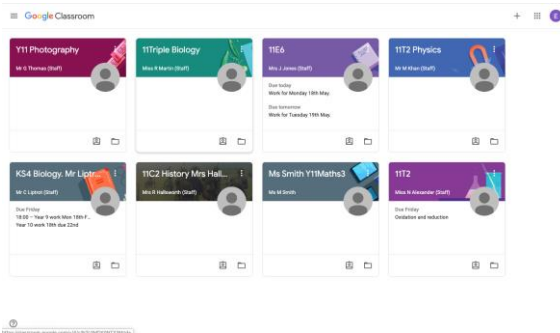
English (United Kingdom) ▾ Help Privacy Terms

Use your school email address. This will be your [username@eltonhigh.bury.sch.uk](#) and the password you use in school.

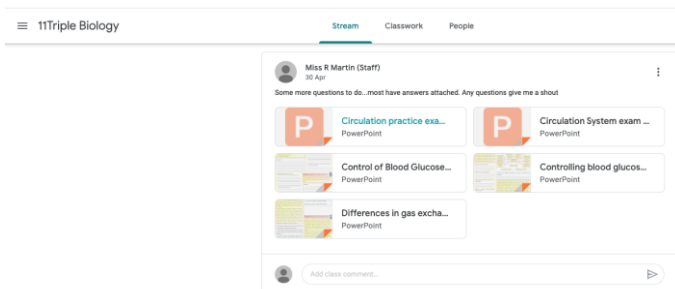


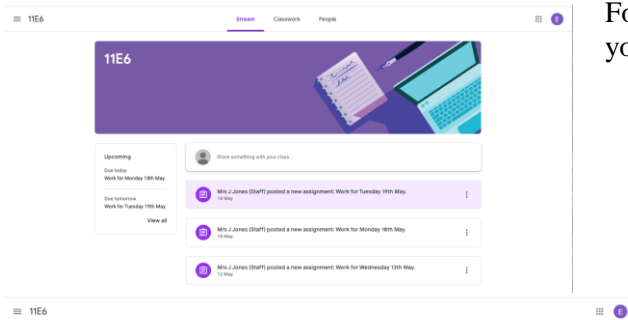
for classroom, click on this.

When you have logged in, click on the 9 dots at the top right hand side of the web browser. You will see the icon

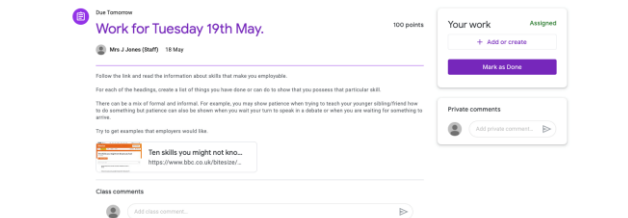


You will see a list of tasks that your teachers have set you for completion. They might have a time limit on the task, ie: This will need to be completed by the date that your teacher has set.

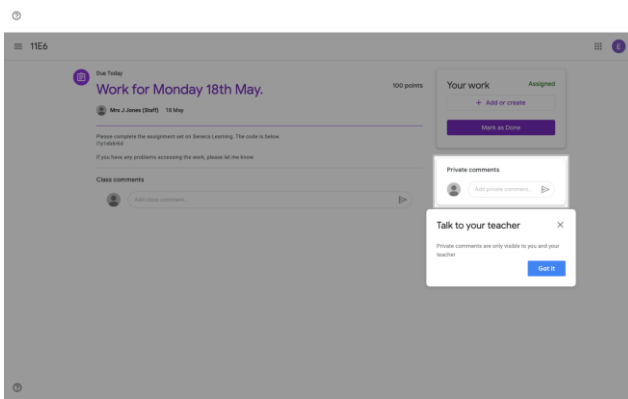




Follow the instructions that your teacher has set out for you, so you can complete the work.



When you have completed the work you can hand the work into your teacher by clicking the Mark as Done.



If you are having any problems with the work set, you can send a private comment to your teacher, you can also email them directly with any problems or questions. Your teacher will email you back to help you complete the task.

Any problems with any of the work set, please email your teacher directly (their email address can be found by typing their surname when you compose a new message)

If you are having any technical difficulties with logging in usernames or passwords etc, you can contact ictsupport@eltonhigh.bury.sch.uk